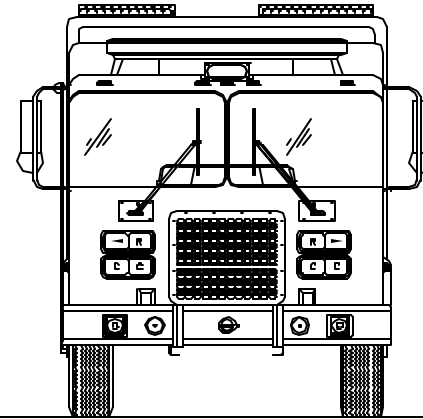
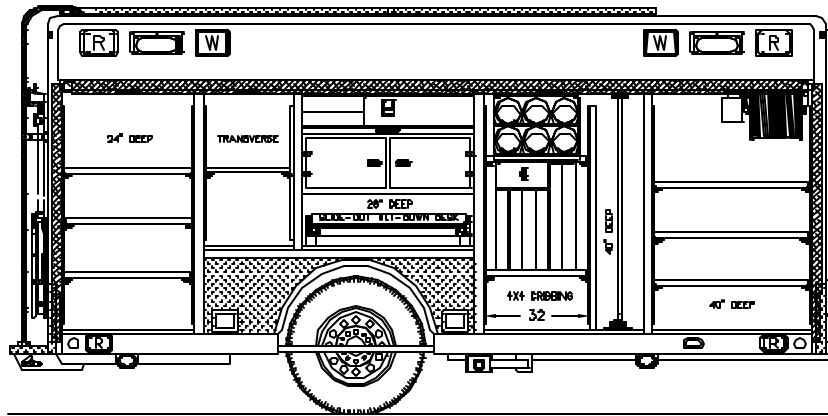
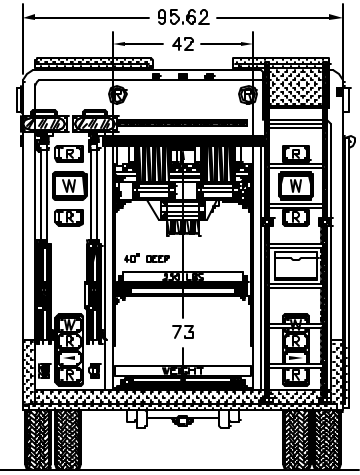


NOTE: *ESTIMATED DIMENSIONS. MEASUREMENTS DEPEND ON CHASSIS, TIRES, SPRINGS, AND LOADING.



THIS PRINT AND ALL RIGHTS TO THE DESIGN AND DETAIL THEREON ARE THE PROPERTY OF HACKNEY, WASHINGTON, N.C. AND IS LOANED TO THE RECIPIENT SUBJECT TO RETURN UPON DEMAND. ITS CONTENTS ARE CONFIDENTIAL AND MUST NOT BE COPIED OR SUBMITTED TO OUTSIDE PARTIES FOR USE OR EXAMINATION.

© 2004 HACKNEY
A Division of SVC

CUSTOM DESIGNED FOR:
05F09027
WHITEVILLE RESCUE UNIT
WHITEVILLE, NC

REFER TO DRAWING D-04C-341 FOR TOP PLAN VIEW LAYOUT.

09-01-04	A	REV PER APPROVED SALES ORDER	AND
DATE	SYM	REVISION RECORD	AUTH DRFT.
UNLESS OTHERWISE SPECIFIED			
DIMENSIONS ARE IN INCHES			
TOLERANCES ON			
1/2 PL. DECIMALS ±			
5 PL. DECIMALS ±			
AWAYLESS			
FINISHES ±			
DRAWN BY	DATE	DESCRIPTION	
TLB	7-28-04	3-ESV-11_RTX_73/48	
APPROVED BY	DATE		
SUPERSEDED BY	SUPERSEDED BY	SCALE	
		1=30	D-04C-340A



EMERGENCY VEHICLES
DIVISION
WASHINGTON, NC 27889-0880